



5C




Clutch Hose Removal and Installation

Refer to [Wiring Harness Routing Diagram](#) and [Clutch Hose Routing Diagram](#).

Removal

- 1) Drain clutch fluid. 
- 2) Remove the throttle body assembly. 
- 3) Remove the clamps and clutch hose.

Installation

- 1) Install the clutch hose and clamps.
- 2) Install the throttle body assembly. 
- 3) Bleed air from the clutch system. 